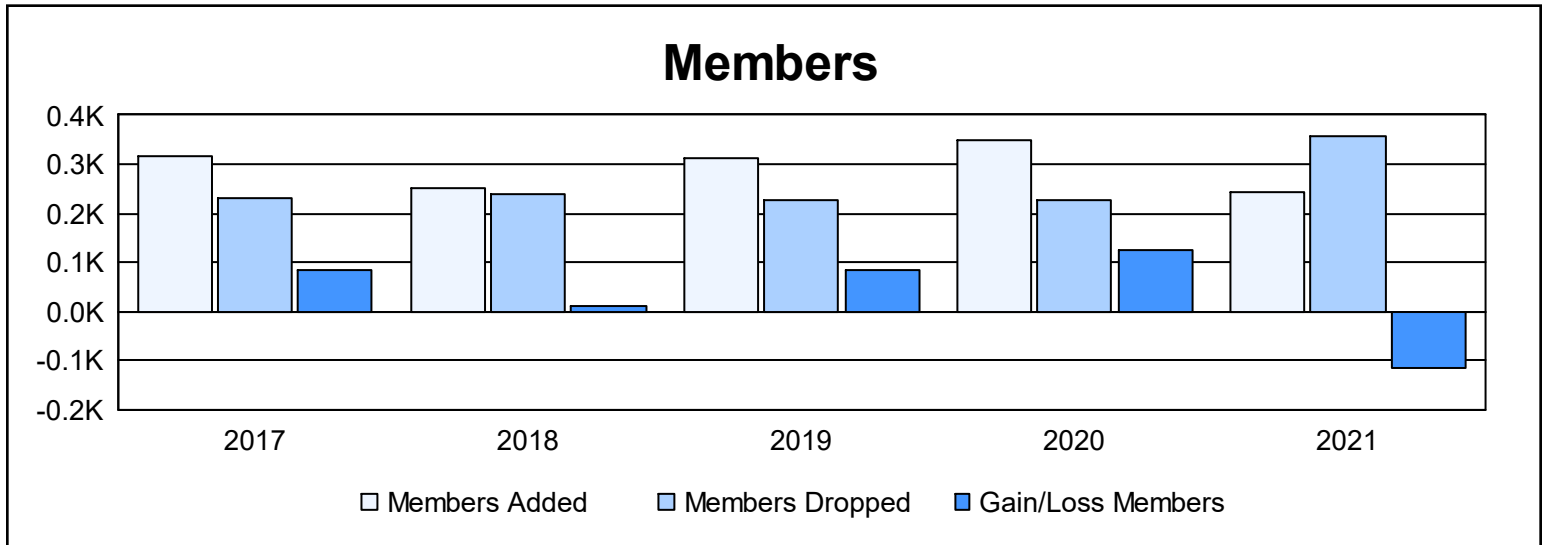
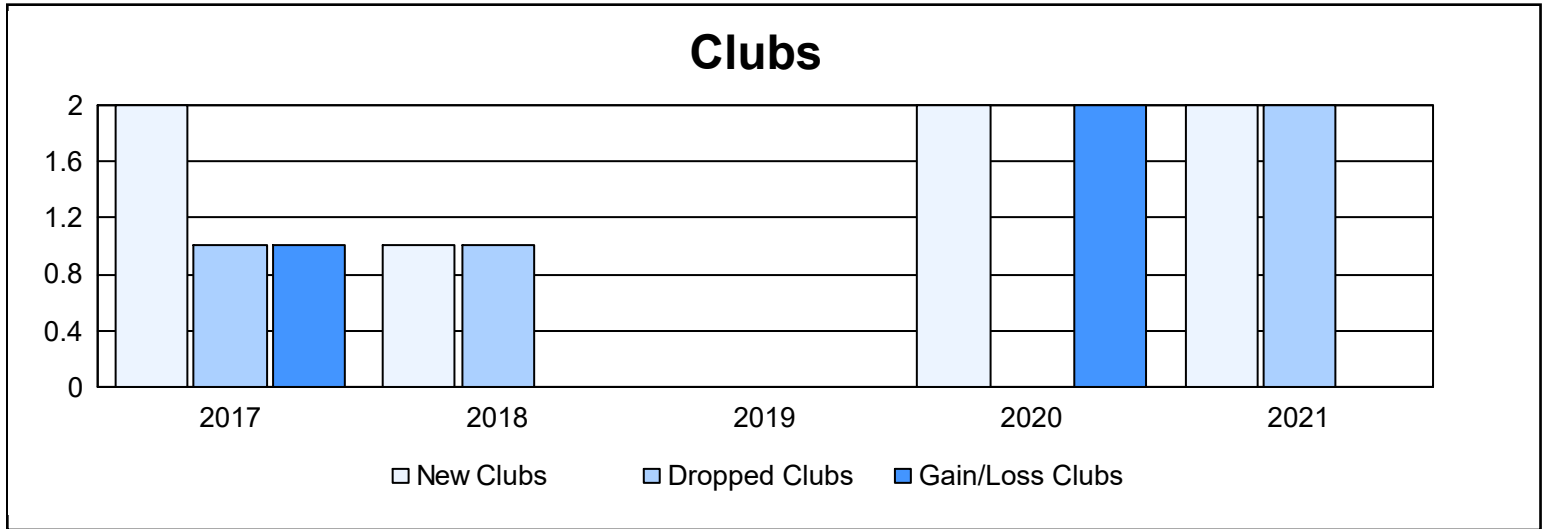
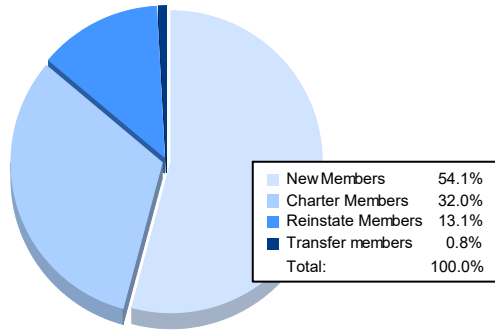


Year	New Clubs	Dropped Clubs	Gain/ Loss Clubs	New Members	Charter Members	Reinstate Members	Transfer Members	Total Member Added	Total Members Dropped	Gain/ Loss Members
2016-2017	2	1	1	252	51	5	9	317	232	85
2017-2018	1	1	0	195	34	15	7	251	240	11
2018-2019	0	0	0	308	1	3	1	313	227	86
2019-2020	2	0	2	278	54	5	12	349	225	124
2020-2021	2	2	0	132	78	32	2	244	358	-114
<b>Average</b>	<b>1</b>	<b>1</b>	<b>1</b>	<b>233</b>	<b>44</b>	<b>12</b>	<b>6</b>	<b>295</b>	<b>256</b>	<b>38</b>



### Membership Composition June 2021 Cumulative



### Gender Composition June 2021 Cumulative

